

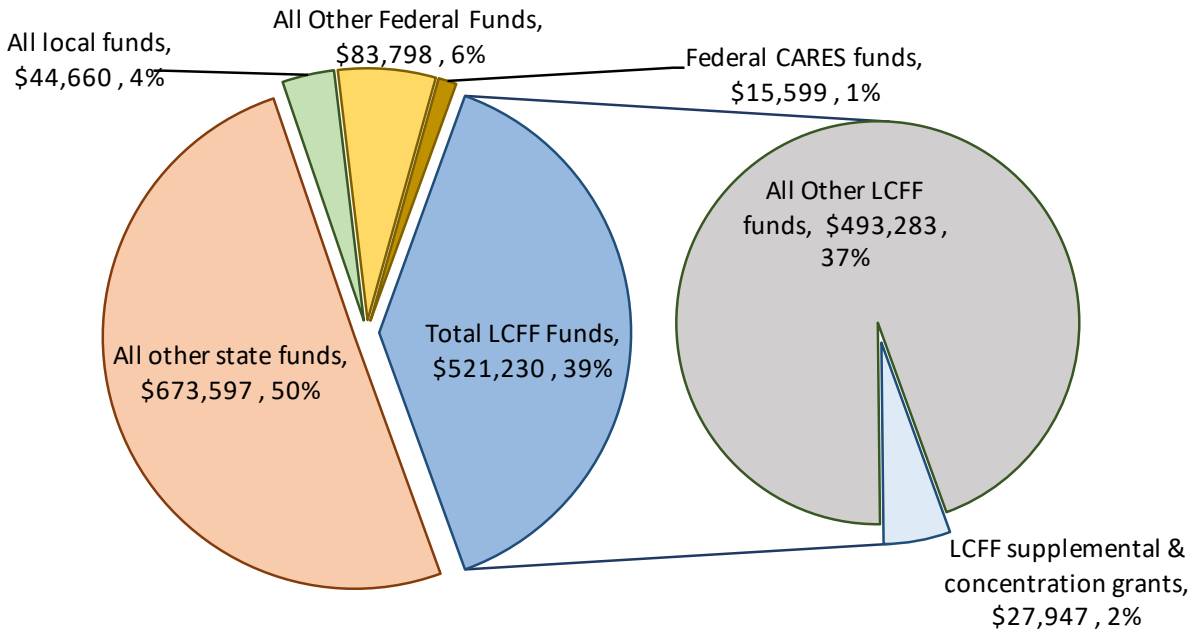
# LCFF Budget Overview for Parents

Local Educational Agency (LEA) Name: Sequoia Union Elementary (District)  
 CDS Code: 54-72116-0134973  
 School Year: 2020-2021  
 LEA contact information: 23958 Ave 324, Lemon Cove, CA, 93244; (559)564-2106

School districts receive funding from different sources: state funds under the Local Control Funding Formula (LCFF), other state funds, local funds, and federal funds. LCFF funds include a base level of funding for all LEAs and extra funding - called "supplemental and concentration" grants - to LEAs based on the enrollment of high needs students (foster youth, English learners, and low-income students).

## Budget Overview for the 2020-2021 School Year

### Projected Revenue by Fund Source

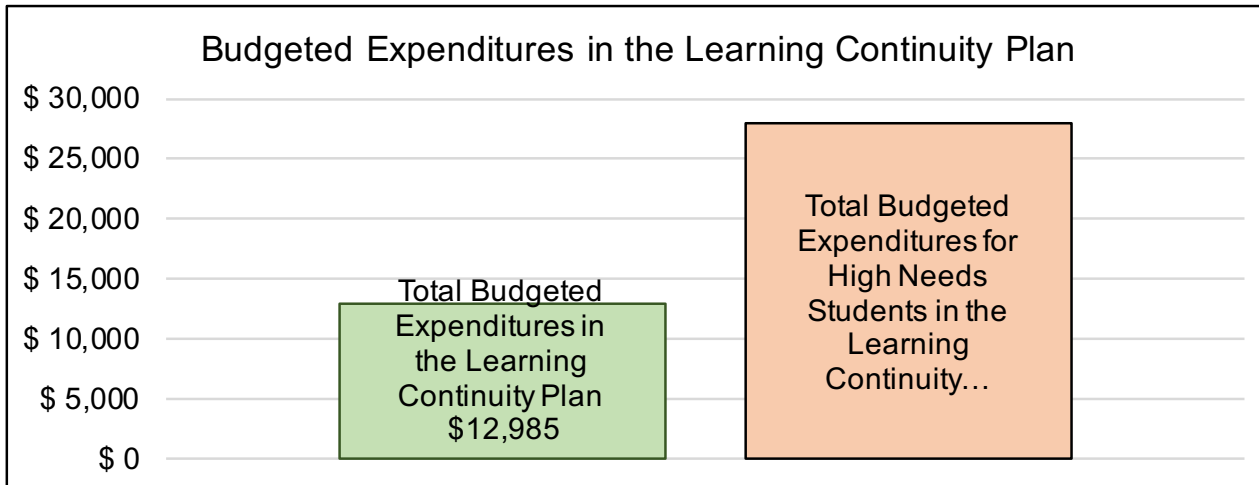


This chart shows the total general purpose revenue Sequoia Union Elementary (District) expects to receive in the coming year from all sources.

The total revenue projected for Sequoia Union Elementary (District) is \$1,338,884.00, of which \$521,230.00 is Local Control Funding Formula (LCFF) funds, \$673,597.00 is other state funds, \$44,660.00 is local funds, and \$99,397.00 is federal funds. Of the \$99,397.00 in federal funds, \$15,599.00 are federal CARES Act funds. Of the \$521,230.00 in LCFF Funds, \$27,947.00 is generated based on the enrollment of high needs students (foster youth, English learner, and low-income students).

For the 2020-21 school year school districts must work with parents, educators, students, and the community to develop a Learning Continuity and Attendance Plan (Learning Continuity Plan). The Learning Continuity Plan replaces the Local Control and Accountability Plan (LCAP) for the 2020–21 school year and provides school districts with the opportunity to describe how they are planning to provide a high-quality education, social-emotional supports, and nutrition to their students during the COVID-19 pandemic.

# LCFF Budget Overview for Parents



This chart provides a quick summary of how much Sequoia Union Elementary (District) plans to spend for planned actions and services in the Learning Continuity Plan for 2020-2021 and how much of the total is tied to increasing or improving services for high needs students.

Sequoia Union Elementary (District) plans to spend \$1,171,460.00 for the 2020-2021 school year. Of that amount, \$12,985.06 is tied to actions/services in the Learning Continuity Plan and \$1,158,474.94 is not included in the Learning Continuity Plan. The budgeted expenditures that are not included in the Learning Continuity Plan will be used for the following:

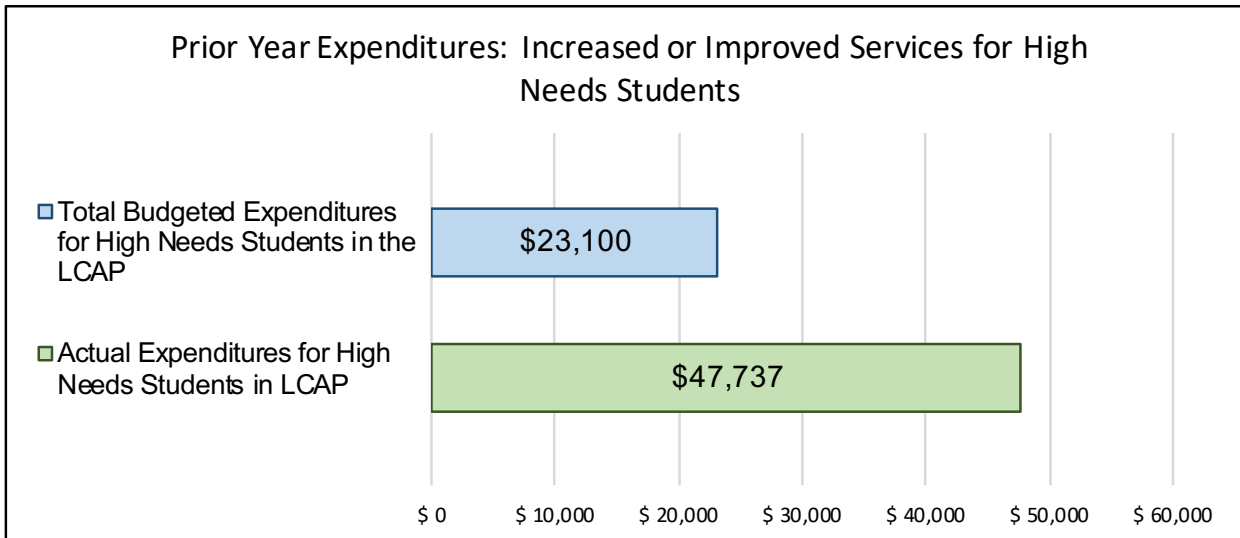
Personnel, Curriculum, Professional Development, Maintenance, Operations and Transportation are other General Fund Budget Expenditures that are not included in the Continuity Plan

## Increased or Improved Services for High Needs Students in in the Learning Continuity Plan for the 2020-2021 School Year

In 2020-2021, Sequoia Union Elementary (District) is projecting it will receive \$27,947.00 based on the enrollment of foster youth, English learner, and low-income students. Sequoia Union Elementary (District) must describe how it intends to increase or improve services for high needs students in the Learning Continuity Plan. Sequoia Union Elementary (District) plans to spend \$27,947.00 towards meeting this requirement, as described in the Learning Continuity Plan.

# LCFF Budget Overview for Parents

## Update on Increased or Improved Services for High Needs Students in 2019-2020



This chart compares what Sequoia Union Elementary (District) budgeted in the 2019-20 LCAP for actions and services that contributed to increasing or improving services for high needs students with what Sequoia Union Elementary (District) actually spent on actions and services that contributed to increasing or improving services for high needs students in the 2019-20 school year.

In 2019-2020, Sequoia Union Elementary (District)'s LCAP budgeted \$23,100.00 for planned actions to increase or improve services for high needs students. Sequoia Union Elementary (District) actually spent \$47,737.00 for actions to increase or improve services for high needs students in 2019-2020.