

NOTICE AND AGENDA OF SPECIAL MEETING AND PUBLIC HEARING
TULARE COUNTY COMMITTEE ON SCHOOL DISTRICT ORGANIZATION
Tulare County Office of Education – Redwood Conference Center Room CDEF
6200 S. Mooney Boulevard, Visalia, California

JANUARY 12, 2022

The County Committee meeting shall commence at 5:00 p.m. or as soon thereafter as possible after the conclusion of the regular meeting of the Tulare County Board of Education

ADA Accommodation Requirement: Persons who are in need of a disability-related modification or accommodation in order to participate in the committee meeting must make a request in writing to the Office of the County Superintendent of Schools, 6200 S. Mooney Blvd., Visalia CA; P.O. Box 5091, Visalia CA 93278-5091, Phone: 559-733-6301. A request for accommodation should specify the nature of the modification or accommodation requested, including any necessary auxiliary aids or services required and the name and telephone number of the person making the request. The written request should be made as soon as possible and no later than 2 days before the meeting. The agenda, agenda packet and any written documents distributed to the county committee during a public meeting will be made available in appropriate alternative formats upon request by a person with a disability as required by the Americans with Disability Act.

Written documents concerning agenda items are available for public inspection during normal business hours within 72 hours of the county committee meeting at the Tulare County Office of Education – 6200 S. Mooney Blvd., Visalia California. In addition, the documents may be posted on the agency's website at www.tcoe.org (Government Code section 54957.5(b))

1. Call to order
2. Public comment: At this time, members of the public may address the committee on any agenda item, or other item of interest within the subject matter jurisdiction of the committee. Agenda items may also be addressed by the public at the time they are taken up by the committee. The committee is not able to discuss or take action on any item not appearing on the agenda. A reasonable time limit can be imposed on public input for individuals/issues as deemed necessary.
3. Approval of Minutes from November 17, 2021 – **Attachment 1**
4. The County Committee will review the recommendation from the Tulare County Board of Education regarding changes to the boundaries of the Board's seven (7) trustee areas. Education Code section 1002 requires that the County Committee adjust the Board's trustee area boundaries following the release of the federal Census. The Tulare County Board of Education is recommending specific trustee area boundaries to the County Committee, based on the 2020 Census
Attachment 2: Tulare County Board of Education Resolution No. 21/22-10
5. Public hearing to consider the recommendation by the Tulare County Board of Education regarding proposed changes to the Tulare County Board of Education's trustee area boundaries.
 - a. Open the Public Hearing – invite and hear public comment
 - b. Close the Public Hearing
6. Review and consider adoption of Resolution No. 2022-1, Resolution of the Tulare County Committee on School District Organization Approving the Adoption of Adjusted Trustee Area Boundaries for the Tulare County Board of Education, Pursuant to Education Code section 1002 – **Attachment 3**
7. Set date, time and place of next meeting.
8. Adjournment

ATTACHMENT 1

ATTACHMENT 1

Minutes from November 17, 2021

ATTACHMENT 1

**TULARE COUNTY COMMITTEE ON
SCHOOL DISTRICT ORGANIZATION
MINUTES**

The Tulare County Committee on School District Organization met and held its annual organizational meeting on November 17, 2021 at 8:00 p.m. at the Tulare County Office of Education – Redwood Conference, 6200 S. Mooney Blvd., Visalia, California

The County Committee meeting was called to order by Chairman, Joe Hallmeyer at 8:25 p.m.

MEMBERS PRESENT	Robert Aguilar, Vahnn Blue, Melissa Janes, Bob Pugh, Joe Hallmeyer, Mickey Hirni and Drew Sorensen
MEMBERS ABSENT	John Beck, Mary Helen Espino, Helen Renteria and Milt Stowe
COUNTY STAFF	Tim A. Hire, Tulare County Superintendent of Schools Fernie Marroquin, Ed.D., Assistant Superintendent of Business Services Shelly DiCenzo, Administrative Legal Assistant Desiree Serrano, Attorney-Lozano Smith
OTHER GUESTS	None
DISABILITY-RELATED MODIFICATIONS OR ACCOMMODATION	ADA accommodations have been met.
PUBLIC COMMENTS	Members of the public did not address the Committee on any agenda item, or other item of interest within the subject matter jurisdiction of the committee during the public comment period.
RATIFICATION OF ELECTION RESULTS FOR COUNTY COMMITTEE MEMBERS	The ballot results were reported: 37 out of 43 school district representatives returned ballots to elect Drew Sorensen for District 3 with 37 votes and Joe Hallmeyer for member at-large with 36 votes. Vahnn Blue made a motion to ratify the election results, which was seconded by Mickey Hirni. The motion was carried unanimously. Vote: Aye – Aguilar, Blue, Janes, Pugh, Hallmeyer, Hirni and Sorensen; No – None; Absent – Beck, Espino, Renteria and Stowe
SELECTION OF CHAIRPERSON	Melissa Janes made a motion to keep Joe Hallmeyer as chairperson for 2022, which was seconded by Drew Sorensen. The motion carried unanimously. Vote: Aye – Aguilar, Blue, Janes, Pugh, Hallmeyer, Hirni and Sorensen; No – None; Absent – Beck, Espino, Renteria and Stowe

SELECTION OF VICE
CHAIRPERSON

For vice chairperson, a motion was made by Drew Sorensen to nominate Melissa Janes. Vahn Blue seconded the motion. The committee voted unanimously to reelect Melissa Janes as vice chairperson.

Vote: Aye – Aguilar, Blue, Janes, Pugh, Hallmeyer, Hirni and Sorensen; No – None; Absent – Beck, Espino, Renteria and Stowe

MINUTES

Robert Aguilar made a motion to accept the minutes as written, seconded by Mickey Hirni and carried unanimously to approve the minutes of November 19, 2020.

Vote: Aye – Aguilar, Blue, Janes, Pugh, Hallmeyer, Hirni and Sorensen; No – None; Absent – Beck, Espino, Renteria and Stowe

CONSIDERATION OF
WAIVER FOR
LOZANO SMITH TO
REPRESENT THE
COUNTY
COMMITTEE,
TULARE COUNTY
BOARD OF
EDUCATION AND
SCHOOL DISTRICTS

Desiree Serrano explained that there are rules prohibiting attorneys from representing two clients/agencies on the same matter, unless the clients give written, informed consent. This Agreement and Consent to Joint Representation will allow Lozano Smith to advise the County Committee, the Tulare County Board of Education and any school districts that might have matters that come before the County Committee related to redistricting following the 2020 Census.

A motion was made by Melissa Janes and seconded by Bob Pugh to approve the Agreement and Consent to Joint Representation from Lozano Smith. The motion was carried unanimously.

Vote: Aye – Aguilar, Blue, Janes, Pugh, Hallmeyer, Hirni and Sorensen; No – None; Absent – Beck, Espino, Renteria and Stowe

DISCUSSION OF
COUNTY
COMMITTEE’S ROLE
IN REDISTRICTING
FOLLOWING THE
2020 CENSUS

Mr. Hire announced that the Tulare County Board of Education has to redistrict and the County Committee is the agency that the County Board of Education brings their recommendations to for approval. The Education Code provides for a slightly different process for county boards of education to follow than school district. The County Committee is not involved with redistricting for school districts, unless a school district fails to complete their redistricting process. The deadline for completion of the County Board of Education redistricting process is February 28, 2022.

There was also discussion regarding the challenges and legal requirements of calling virtual meetings in the future.

A special meeting of the County Committee will be scheduled for January or February 2022 to consider the County Board of Education’s recommendations.

ADJOURN

As there was no further business, Chairman Hallmeyer adjourned the meeting at 8:39 p.m.

Respectfully submitted,

Tim A. Hire, Ex-Officio Secretary
County Committee on School District Organization

ATTACHMENT 2

Tulare County Board of Education Resolution 21/22-10

TULARE COUNTY BOARD OF EDUCATION**Resolution No. 21/22-10****RESOLUTION OF THE TULARE COUNTY BOARD OF EDUCATION APPROVING
ADJUSTMENTS TO THE TRUSTEE AREA BOUNDARIES PURSUANT TO
EDUCATION CODE SECTION 1002**

WHEREAS, the Tulare County Board of Education (“Board”) is elected under a “by trustee area” election system wherein each trustee resides within one of seven trustee areas and each trustee is elected only by the registered voters of the trustee area they represent;

WHEREAS, following each decennial federal census, the Tulare County Committee on School District Organization (“Committee”) must adjust the boundaries of any or all of the trustee areas as necessary to meet the population criteria set forth in Education Code section 1002;

WHEREAS, Education Code section 1002, subdivision (c), provides that any changes to the boundaries of the Board’s trustee areas shall be made in writing and filed with the Tulare County Board of Supervisors before the first day of March of the school year;

WHEREAS, to assist the Committee, the Board has reviewed the current trustee area boundaries and desires to adopt this resolution to send proposed adjustments for the Committee’s consideration and approval;

WHEREAS, the Board has retained School Works, Inc. (“Demographer”), a demographic consulting firm experienced in redistricting issues and requirements, to assist the Board in preparing a trustee area redistricting plan for the Board’s and public’s consideration;

WHEREAS, the Board has conferred with and received guidance and advice from Demographer regarding the current demographic population in the territory of the Board’s jurisdiction, based on the official 2020 Census results, and concerning the procedures and policy criteria governing redistricting;

WHEREAS, on September 8, 2021, the Board conducted a duly noticed public meeting to review the current trustee areas and the Board’s legal counsel, Lozano Smith, provided an overview of the process for adjusting the boundaries pursuant to Education Code section 1002;

WHEREAS, on October 13, 2021, the Board conducted a duly noticed public meeting to study the population changes as set forth in the United States Census of 2020 and to study the present trustee areas of the Board and thereafter agreed that the Board’s trustee areas be adjusted;

WHEREAS, on November 10, 2021, the Board conducted a duly noticed public meeting where the Demographer presented map adjustment options and the Board held a public hearing to gather public testimony, input and comments from the public on the proposed redistricting plans;

WHEREAS, the Board has considered all public testimony, input, and comments on all redistricting plans;

WHEREAS, the population in the proposed trustee areas of each draft trustee area redistricting plan is reasonably equal, in compliance with legal requirements; and

WHEREAS, each draft trustee area redistricting plan provides for a single-member, by trustee area electoral system, that complies with the California Voting Rights Act (Elec. Code, § 14025 *et seq.*) and Section 2 of the Federal Voting Rights Act (42 U.S.C. § 1973).

NOW THEREFORE BE IT RESOLVED, the Tulare County Board of Education hereby resolves as follows:

1. The above recitals are correct and true.
2. The Board hereby adopts plan A , attached hereto as Appendix A and incorporated herein by this reference, as its trustee area redistricting plan pursuant to Education Code section 1002 following the 2020 decennial Census.
3. The Superintendent or his designee is hereby authorized and directed to send a copy of this Resolution to the Committee for approval, and to work with the Tulare County Elections Office to conduct the acts necessary to complete the redistricting process in a timely fashion.

PASSED AND ADOPTED by the Tulare County Board of Education, at a regular meeting of the Board of Trustees held on December 13, 2021, by the following vote:

Ayes: Maldonado-Arroyo, Link, Coble, Enea, Hillman, Holguin, and Reed

Noes: None

Absent: None

Abstain: None

I HEREBY CERTIFY that the foregoing resolution was duly and regularly introduced, passed, and adopted by members of the Tulare County Board of Education, at a public meeting of said Board held on December 13, 2021.



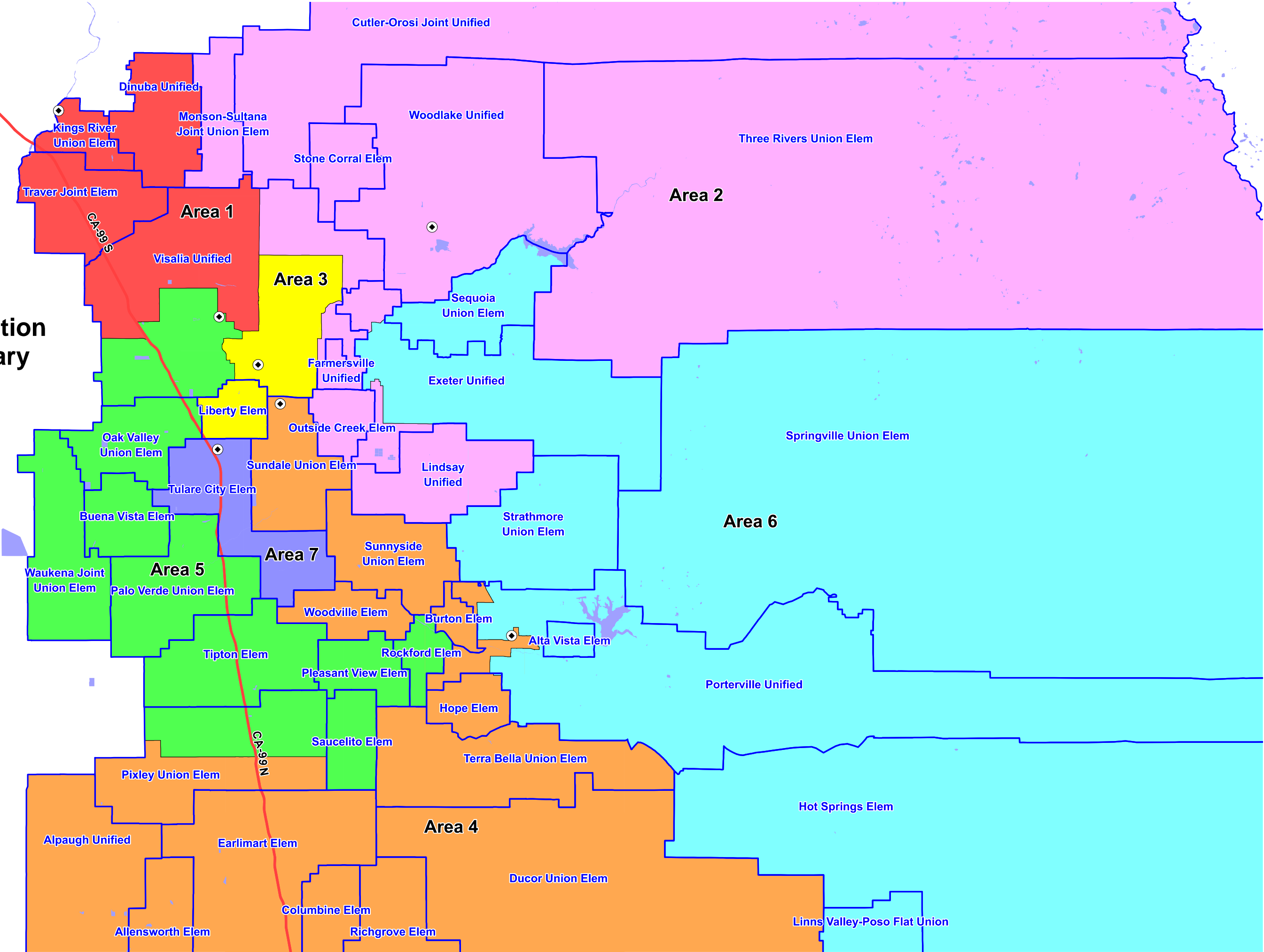
Tom Link, Board President

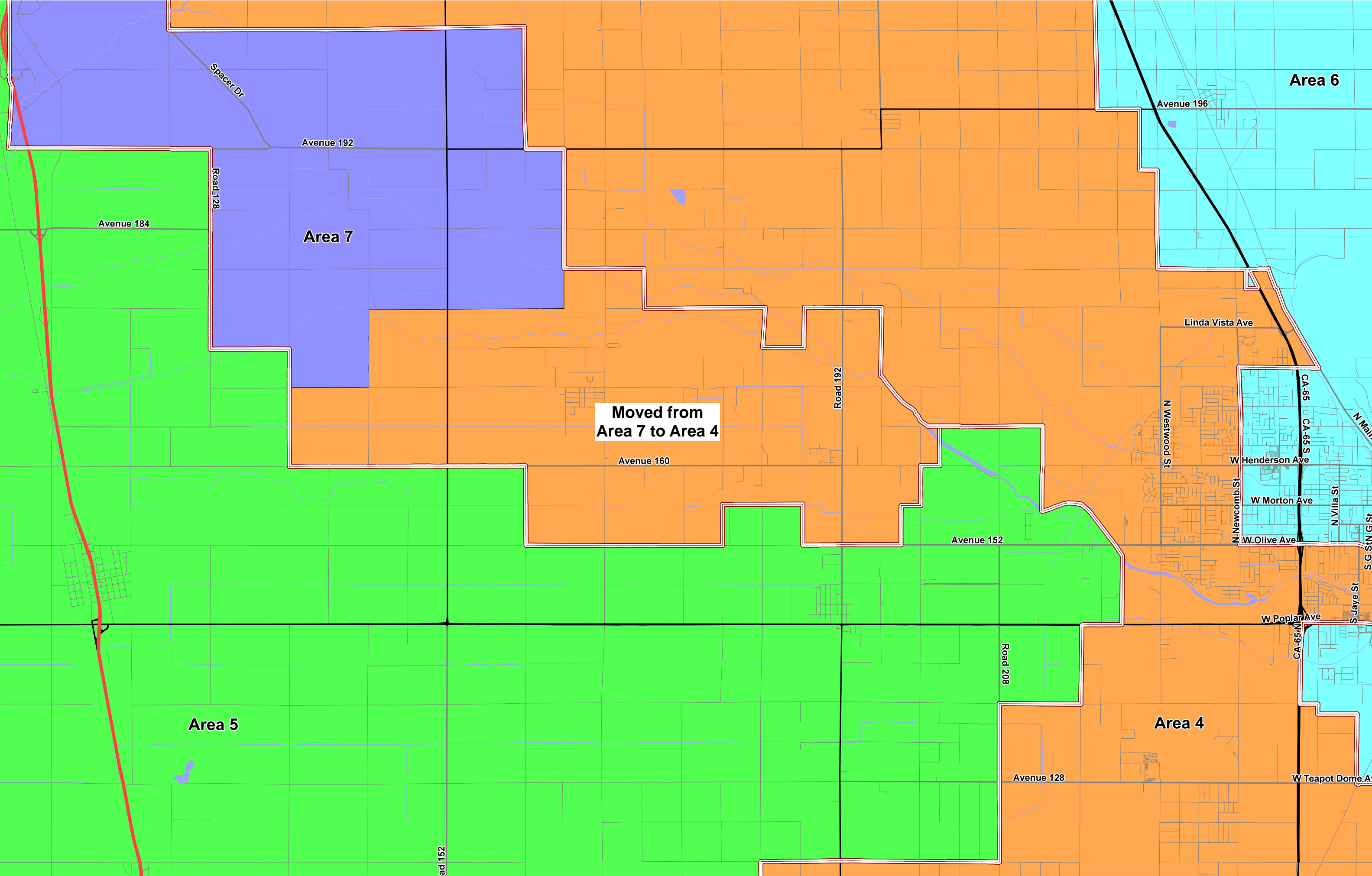


Tim Hire, Superintendent

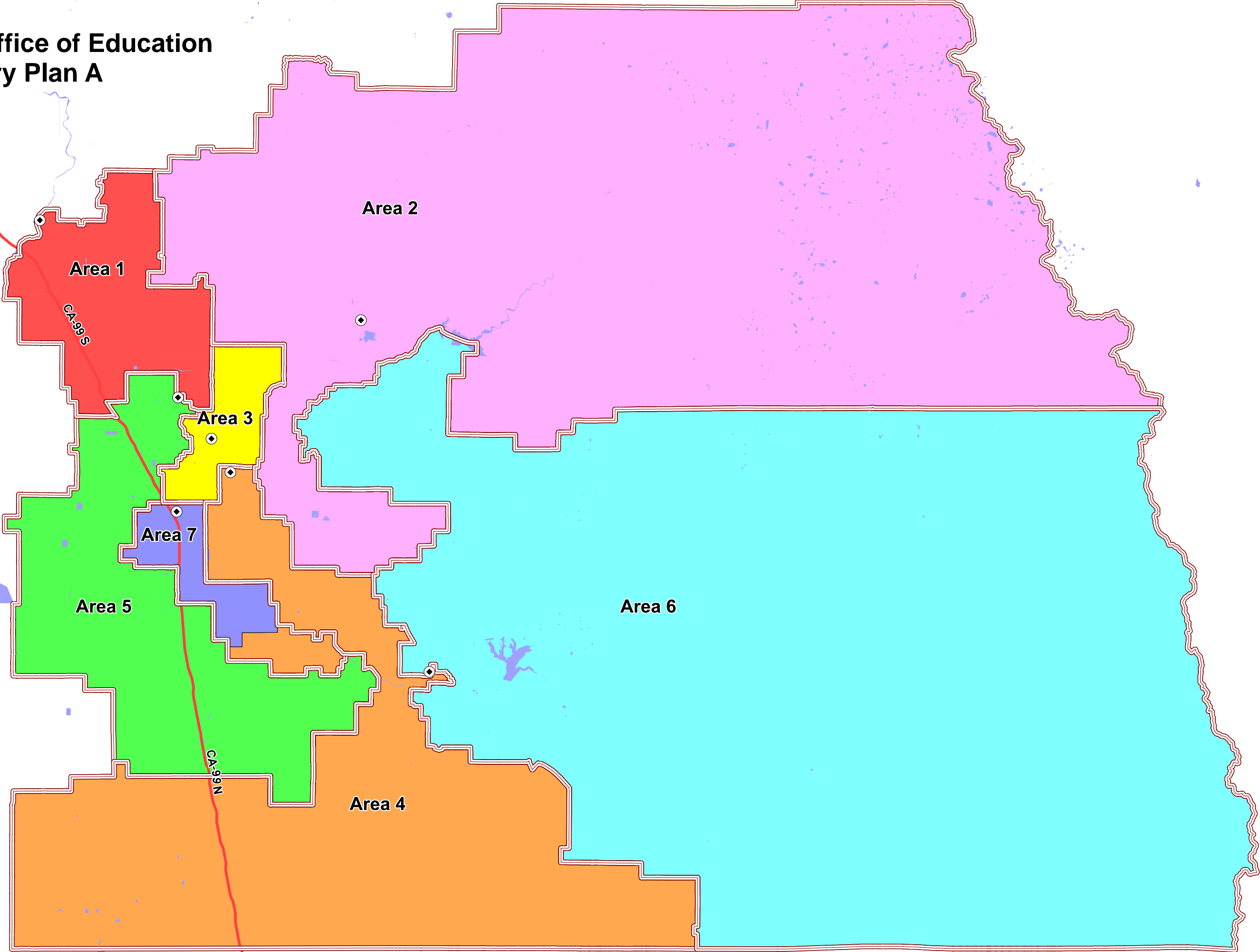
APPENDIX A

Tulare County
Office of Education
Trustee Boundary
Plan A





**Tulare County Office of Education
Trustee Boundary Plan A**



Total Population and % Deviation, Map A

Tulare County Office of Education
Census 2020 Data Summary by Trustee Areas
Plan A

Total Population Statistics

Area:	1	2	3	4	5	6	7	Total
Trustees:	1	1	1	1	1	1	1	7
Population	70,196	64,239	68,571	66,743	69,517	64,214	69,885	473,365
% of Total Pop.	14.83%	13.57%	14.49%	14.10%	14.69%	13.57%	14.76%	
Ideal Pop.	67,624	67,624	67,624	67,624	67,624	67,624	67,624	
Ideal Pop. %	14.29%	14.29%	14.29%	14.29%	14.29%	14.29%	14.29%	
								Peak
Deviation	2,572	-3,385	947	-881	1,893	-3,410	2,261	5,982
Dev %	3.80%	-5.01%	1.40%	-1.30%	2.80%	-5.04%	3.34%	8.85%

Peak Deviation may not exceed 10%.

Demographics by Trustee Area, Map A

Census Data by Trustee Area including Racial/Ethnic details
Plan A

Area:	1	%	2	%	3	%	4	%	5	%	6	%	7	%	Total	%
Trustees:	1		1		1		1		1		1		1		7	
Total Population	70,196		64,239		68,571		66,743		69,517		64,214		69,885		473,365	
Hispanic	54,145	77.13%	51,753	80.56%	36,967	53.91%	49,786	74.59%	35,310	50.79%	38,425	59.84%	43,955	62.90%	310,341	65.56%
White - NH	10,514	14.98%	9,753	15.18%	24,729	36.06%	12,148	18.20%	26,932	38.74%	20,614	32.10%	19,971	28.58%	124,661	26.34%
Black - NH	576	0.82%	190	0.30%	1,133	1.65%	350	0.52%	1,022	1.47%	317	0.49%	1,836	2.63%	5,424	1.15%
American Indian - NH	219	0.31%	214	0.33%	466	0.68%	346	0.52%	369	0.53%	1,554	2.42%	340	0.49%	3,508	0.74%
Asian - NH	3,248	4.63%	1,244	1.94%	2,710	3.95%	2,616	3.92%	3,293	4.74%	1,292	2.01%	1,580	2.26%	15,983	3.38%
Pacific Islander - NH	49	0.07%	22	0.03%	50	0.07%	52	0.08%	69	0.10%	210	0.33%	58	0.08%	510	0.11%
Other - NH	337	0.48%	246	0.38%	338	0.49%	269	0.40%	331	0.48%	268	0.42%	396	0.57%	2,185	0.46%
Multiple Races - NH	1,108	1.58%	817	1.27%	2,178	3.18%	1,176	1.76%	2,191	3.15%	1,534	2.39%	1,749	2.50%	10,753	2.27%
18+ Population	47,613		44,313		50,355		45,459		50,118		45,394		48,597		331,849	
Hispanic	35,477	74.51%	34,105	76.96%	24,470	48.59%	31,991	70.37%	22,911	45.71%	24,723	54.46%	28,271	58.17%	201,948	60.86%
White - NH	8,291	17.41%	8,140	18.37%	20,639	40.99%	9,784	21.52%	21,781	43.46%	16,935	37.31%	15,912	32.74%	101,482	30.58%
Black - NH	413	0.87%	143	0.32%	883	1.75%	290	0.64%	804	1.60%	244	0.54%	1,426	2.93%	4,203	1.27%
American Indian - NH	152	0.32%	169	0.38%	380	0.75%	253	0.56%	301	0.60%	1,061	2.34%	265	0.55%	2,581	0.78%
Asian - NH	2,291	3.26%	1,006	1.57%	2,130	3.11%	2,146	3.22%	2,584	3.72%	1,017	1.58%	1,227	1.76%	12,401	2.62%
Pacific Islander - NH	41	0.09%	13	0.03%	39	0.08%	43	0.09%	44	0.09%	137	0.30%	41	0.08%	358	0.11%
Other - NH	199	0.42%	150	0.34%	237	0.47%	173	0.38%	237	0.47%	183	0.40%	251	0.52%	1,430	0.43%
Multiple Races - NH	749	1.57%	587	1.32%	1,577	3.13%	779	1.71%	1,456	2.91%	1,094	2.41%	1,204	2.48%	7,446	2.24%
CVAP	35,472		32,786		42,619		33,040		40,504		37,461		35,918		257,800	
Hispanic	23,627	66.61%	21,531	65.67%	18,100	42.47%	19,289	58.38%	15,321	37.83%	16,048	42.84%	18,397	51.22%	132,313	51.32%
White - NH	9,475	26.71%	8,943	27.28%	21,237	49.83%	11,321	34.26%	21,010	51.87%	18,621	49.71%	14,466	40.28%	105,073	40.76%
Black - NH	362	1.02%	243	0.74%	886	2.08%	278	0.84%	828	2.04%	307	0.82%	1,376	3.83%	4,280	1.66%
American Indian - NH	172	0.48%	206	0.63%	176	0.41%	215	0.65%	214	0.53%	761	2.03%	402	1.12%	2,146	0.83%
Asian - NH	1,464	4.13%	1,185	3.61%	1,446	3.39%	1,442	4.36%	2,418	5.97%	1,009	2.69%	646	1.80%	9,610	3.73%
Pacific Islander - NH	49	0.14%	147	0.45%	21	0.05%	5	0.02%	11	0.03%	82	0.22%	32	0.09%	347	0.13%
Multiple Races - NH	323	0.91%	531	1.62%	753	1.77%	490	1.48%	702	1.73%	633	1.69%	599	1.67%	4,031	1.56%

NH = Not of Hispanic Origin

CVAP = Citizen Voting Age Population

ATTACHMENT 3

Tulare County Committee on School District Organization

Resolution No. 2022-1

**TULARE COUNTY COMMITTEE
ON SCHOOL DISTRICT ORGANIZATION**

Resolution No. 2022-1

**RESOLUTION OF THE TULARE COUNTY COMMITTEE ON SCHOOL DISTRICT
ORGANIZATION APPROVING THE ADOPTION OF ADJUSTED TRUSTEE AREA
BOUNDARIES FOR THE TULARE COUNTY BOARD OF EDUCATION, PURSUANT TO
EDUCATION CODE SECTION 1002**

WHEREAS, the Tulare County Board of Education (“Board”) is elected under a “by trustee area” election system wherein each trustee resides within one of seven trustee areas and each trustee is elected only by the registered voters of the trustee area they represent;

WHEREAS, following each Decennial Federal Census, the Tulare County Committee on School District Organization (“Committee”) must adjust the boundaries of any or all of the Board’s trustee areas as necessary to meet the population criteria set forth in Education Code section 1002;

WHEREAS, Education Code section 1002, subdivision (c), provides that any changes to the boundaries of the Board’s trustee areas shall be made in writing and filed with the Tulare County Board of Supervisors before the first day of March of the school year;

WHEREAS, to assist the Committee, the Board retained School Works, Inc. (“Demographer”), a demographic consulting firm experienced in redistricting issues and requirements, to prepare a trustee area redistricting plan;

WHEREAS, the Board conferred with and received guidance and advice from Demographer regarding the current demographic population in the territory of the Board’s jurisdiction, based on the official 2020 Census results, and concerning the procedures and policy criteria governing redistricting;

WHEREAS, on September 8, 2021, the Board conducted a duly noticed public meeting to review the current trustee areas and the process for adjusting the boundaries pursuant to Education Code section 1002;

WHEREAS, on October 13, 2021, the Board conducted a duly noticed public meeting to study the population changes as set forth in the United States Census of 2020 and to study the present trustee areas of the Board and thereafter agreed that the Board’s trustee areas be adjusted;

WHEREAS, on November 10, 2021, the Board conducted a duly noticed public meeting where the Demographer presented map adjustment options and the Board held a public hearing to gather public testimony, input and comments from the public on the proposed redistricting plans;

WHEREAS, on December 13, 2021, the Board passed Resolution No. 21/22-10 (Exhibit A), a proposal requesting that the County Committee adopt Map Adoption Plan A (Exhibit B), pursuant to Education Code section 1002.

WHEREAS, on January 12, 2022, the Committee conducted a duly noticed public hearing to study the Board's proposal;

WHEREAS, the population in the proposed trustee areas in Plan A are reasonably equal, in compliance with legal requirements; and

WHEREAS, Plan A provides for a single-member, by trustee area electoral system, that complies with the California Voting Rights Act (Elec. Code, § 14025 *et seq.*) and Section 2 of the Federal Voting Rights Act (42 U.S.C. § 1973).

NOW THEREFORE BE IT RESOLVED, the Tulare County Committee on School District Organization hereby resolves as follows:

1. The above recitals are correct and true.
2. The Committee hereby adopts the Board's proposal of Plan A, attached hereto as Exhibit B and incorporated herein by this reference, as the trustee area redistricting plan for the Board pursuant to Education Code section 1002 following the 2020 Decennial Census.
3. The County Superintendent of Schools or his designee is hereby requested to deliver a copy of this signed Resolution to the Tulare County Board of Supervisors, and the Tulare County Elections Office prior to March 1, 2022.
4. The County Superintendent or designee, in conjunction with the Demographer, is hereby authorized to work with the County Elections Office to conduct any additional acts necessary to complete the redistricting process in a timely fashion to permit implementation of these trustee areas in connection with the election to be held on November 8, 2022, including, without limitation, minor adjustments to the adopted map as may be necessary for its implementation.

PASSED AND ADOPTED by the Tulare County Committee on School District Organization, at a meeting held on January 12, 2022, by the following vote:

Ayes: _____
Noes: _____
Absent: _____
Abstain: _____

I HEREBY CERTIFY that the foregoing resolution was duly and regularly introduced, passed, and adopted by members of the Tulare County Committee on School District Organization, at a public meeting of held on January 12, 2022.

Tim A. Hire
Ex-Officio Secretary

January 12, 2022

EXHIBIT A

EXHIBIT A

Tulare County Committee on School District Organization

Resolution No. 2022-1

EXHIBIT A

TULARE COUNTY BOARD OF EDUCATION**Resolution No. 21/22-10****RESOLUTION OF THE TULARE COUNTY BOARD OF EDUCATION APPROVING
ADJUSTMENTS TO THE TRUSTEE AREA BOUNDARIES PURSUANT TO
EDUCATION CODE SECTION 1002**

WHEREAS, the Tulare County Board of Education (“Board”) is elected under a “by trustee area” election system wherein each trustee resides within one of seven trustee areas and each trustee is elected only by the registered voters of the trustee area they represent;

WHEREAS, following each decennial federal census, the Tulare County Committee on School District Organization (“Committee”) must adjust the boundaries of any or all of the trustee areas as necessary to meet the population criteria set forth in Education Code section 1002;

WHEREAS, Education Code section 1002, subdivision (c), provides that any changes to the boundaries of the Board’s trustee areas shall be made in writing and filed with the Tulare County Board of Supervisors before the first day of March of the school year;

WHEREAS, to assist the Committee, the Board has reviewed the current trustee area boundaries and desires to adopt this resolution to send proposed adjustments for the Committee’s consideration and approval;

WHEREAS, the Board has retained School Works, Inc. (“Demographer”), a demographic consulting firm experienced in redistricting issues and requirements, to assist the Board in preparing a trustee area redistricting plan for the Board’s and public’s consideration;

WHEREAS, the Board has conferred with and received guidance and advice from Demographer regarding the current demographic population in the territory of the Board’s jurisdiction, based on the official 2020 Census results, and concerning the procedures and policy criteria governing redistricting;

WHEREAS, on September 8, 2021, the Board conducted a duly noticed public meeting to review the current trustee areas and the Board’s legal counsel, Lozano Smith, provided an overview of the process for adjusting the boundaries pursuant to Education Code section 1002;

WHEREAS, on October 13, 2021, the Board conducted a duly noticed public meeting to study the population changes as set forth in the United States Census of 2020 and to study the present trustee areas of the Board and thereafter agreed that the Board’s trustee areas be adjusted;

WHEREAS, on November 10, 2021, the Board conducted a duly noticed public meeting where the Demographer presented map adjustment options and the Board held a public hearing to gather public testimony, input and comments from the public on the proposed redistricting plans;

WHEREAS, the Board has considered all public testimony, input, and comments on all redistricting plans;

WHEREAS, the population in the proposed trustee areas of each draft trustee area redistricting plan is reasonably equal, in compliance with legal requirements; and

WHEREAS, each draft trustee area redistricting plan provides for a single-member, by trustee area electoral system, that complies with the California Voting Rights Act (Elec. Code, § 14025 *et seq.*) and Section 2 of the Federal Voting Rights Act (42 U.S.C. § 1973).

NOW THEREFORE BE IT RESOLVED, the Tulare County Board of Education hereby resolves as follows:

1. The above recitals are correct and true.
2. The Board hereby adopts plan A , attached hereto as Appendix A and incorporated herein by this reference, as its trustee area redistricting plan pursuant to Education Code section 1002 following the 2020 decennial Census.
3. The Superintendent or his designee is hereby authorized and directed to send a copy of this Resolution to the Committee for approval, and to work with the Tulare County Elections Office to conduct the acts necessary to complete the redistricting process in a timely fashion.

PASSED AND ADOPTED by the Tulare County Board of Education, at a regular meeting of the Board of Trustees held on December 13, 2021, by the following vote:

Ayes: Maldonado-Arroyo, Link, Coble, Enea, Hillman, Holguin, and Reed

Noes: None

Absent: None

Abstain: None

I HEREBY CERTIFY that the foregoing resolution was duly and regularly introduced, passed, and adopted by members of the Tulare County Board of Education, at a public meeting of said Board held on December 13, 2021.



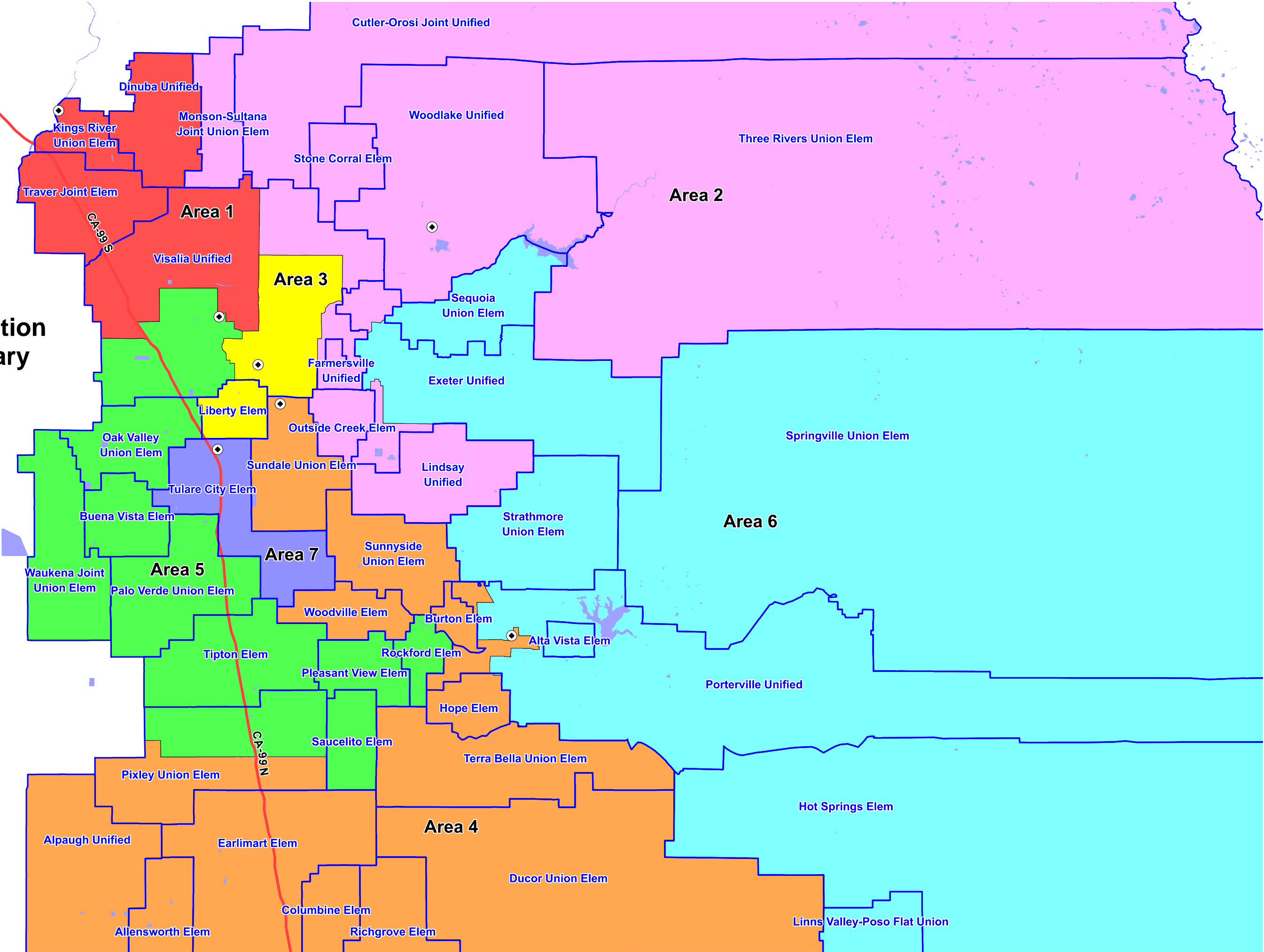
Tom Link, Board President

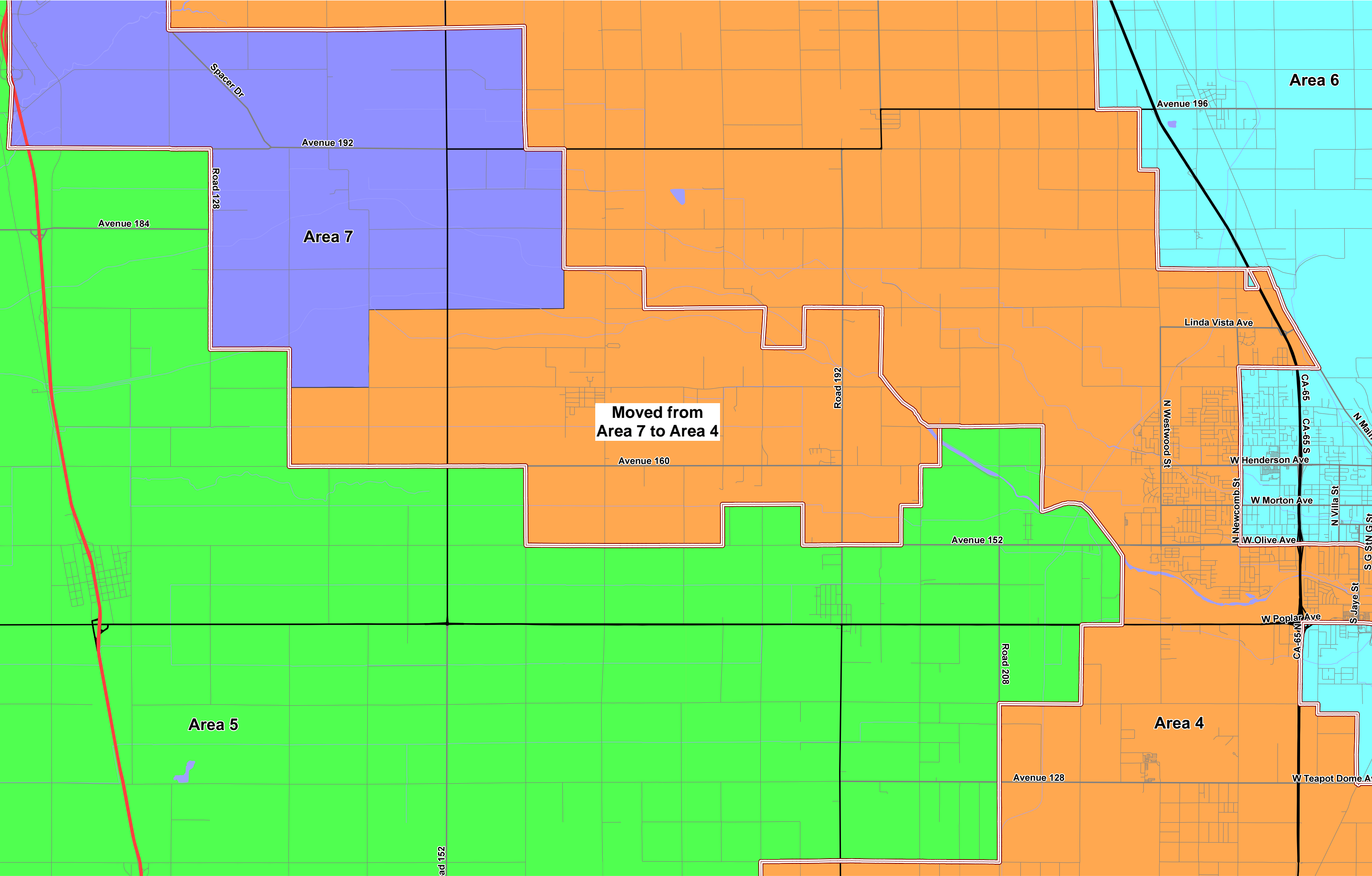


Tim Hire, Superintendent

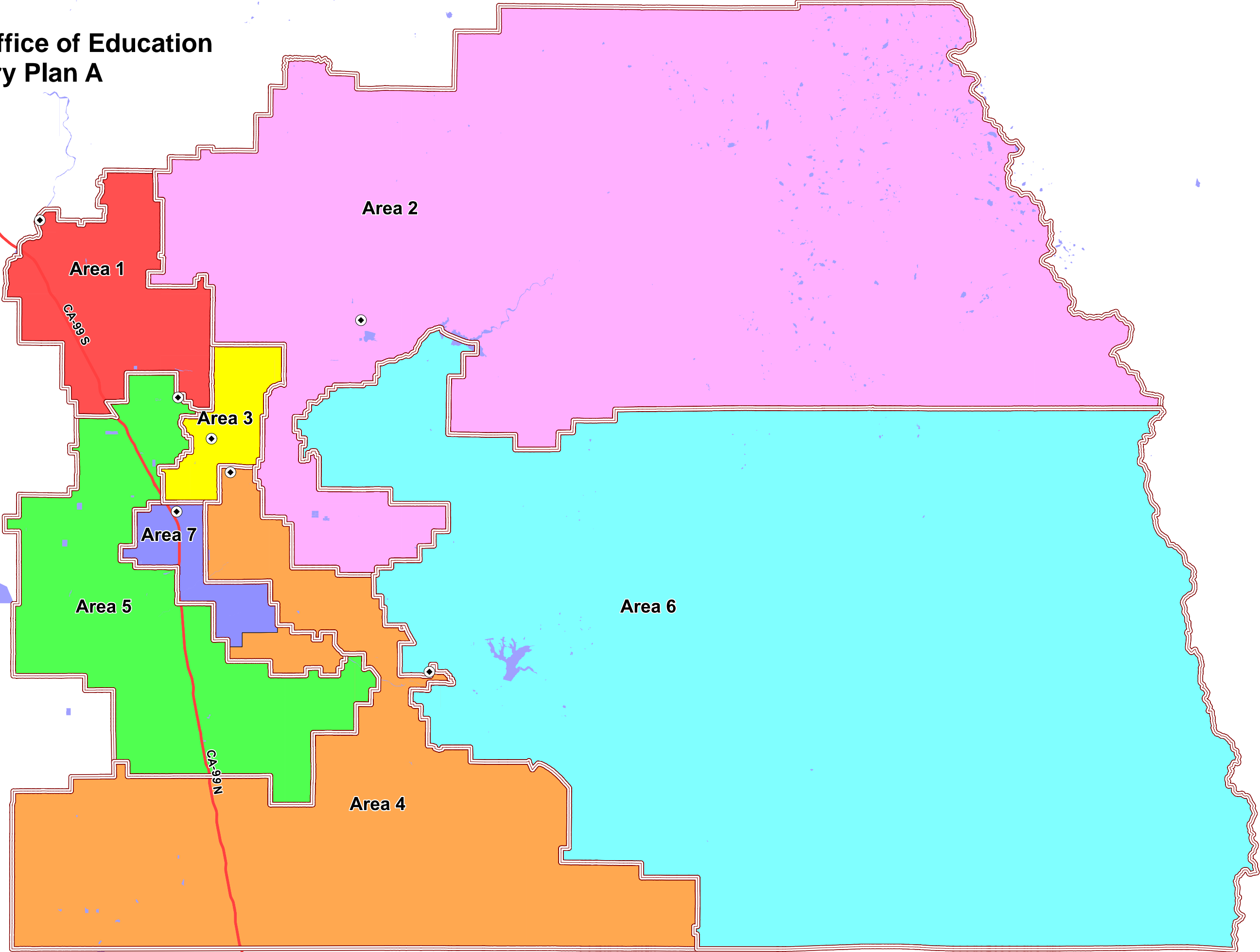
APPENDIX A

Tulare County
Office of Education
Trustee Boundary
Plan A





**Tulare County Office of Education
Trustee Boundary Plan A**



Total Population and % Deviation, Map A

Tulare County Office of Education
Census 2020 Data Summary by Trustee Areas
Plan A

Total Population Statistics

Area:	1	2	3	4	5	6	7	Total
Trustees:	1	1	1	1	1	1	1	7
Population	70,196	64,239	68,571	66,743	69,517	64,214	69,885	473,365
% of Total Pop.	14.83%	13.57%	14.49%	14.10%	14.69%	13.57%	14.76%	
Ideal Pop.	67,624	67,624	67,624	67,624	67,624	67,624	67,624	
Ideal Pop. %	14.29%	14.29%	14.29%	14.29%	14.29%	14.29%	14.29%	
								Peak
Deviation	2,572	-3,385	947	-881	1,893	-3,410	2,261	5,982
Dev %	3.80%	-5.01%	1.40%	-1.30%	2.80%	-5.04%	3.34%	8.85%

Peak Deviation may not exceed 10%.

Demographics by Trustee Area, Map A

Census Data by Trustee Area including Racial/Ethnic details
Plan A

Area:	1	%	2	%	3	%	4	%	5	%	6	%	7	%	Total	%
Trustees:	1		1		1		1		1		1		1		7	
Total Population	70,196		64,239		68,571		66,743		69,517		64,214		69,885		473,365	
Hispanic	54,145	77.13%	51,753	80.56%	36,967	53.91%	49,786	74.59%	35,310	50.79%	38,425	59.84%	43,955	62.90%	310,341	65.56%
White - NH	10,514	14.98%	9,753	15.18%	24,729	36.06%	12,148	18.20%	26,932	38.74%	20,614	32.10%	19,971	28.58%	124,661	26.34%
Black - NH	576	0.82%	190	0.30%	1,133	1.65%	350	0.52%	1,022	1.47%	317	0.49%	1,836	2.63%	5,424	1.15%
American Indian - NH	219	0.31%	214	0.33%	466	0.68%	346	0.52%	369	0.53%	1,554	2.42%	340	0.49%	3,508	0.74%
Asian - NH	3,248	4.63%	1,244	1.94%	2,710	3.95%	2,616	3.92%	3,293	4.74%	1,292	2.01%	1,580	2.26%	15,983	3.38%
Pacific Islander - NH	49	0.07%	22	0.03%	50	0.07%	52	0.08%	69	0.10%	210	0.33%	58	0.08%	510	0.11%
Other - NH	337	0.48%	246	0.38%	338	0.49%	269	0.40%	331	0.48%	268	0.42%	396	0.57%	2,185	0.46%
Multiple Races - NH	1,108	1.58%	817	1.27%	2,178	3.18%	1,176	1.76%	2,191	3.15%	1,534	2.39%	1,749	2.50%	10,753	2.27%
18+ Population	47,613		44,313		50,355		45,459		50,118		45,394		48,597		331,849	
Hispanic	35,477	74.51%	34,105	76.96%	24,470	48.59%	31,991	70.37%	22,911	45.71%	24,723	54.46%	28,271	58.17%	201,948	60.86%
White - NH	8,291	17.41%	8,140	18.37%	20,639	40.99%	9,784	21.52%	21,781	43.46%	16,935	37.31%	15,912	32.74%	101,482	30.58%
Black - NH	413	0.87%	143	0.32%	883	1.75%	290	0.64%	804	1.60%	244	0.54%	1,426	2.93%	4,203	1.27%
American Indian - NH	152	0.32%	169	0.38%	380	0.75%	253	0.56%	301	0.60%	1,061	2.34%	265	0.55%	2,581	0.78%
Asian - NH	2,291	3.26%	1,006	1.57%	2,130	3.11%	2,146	3.22%	2,584	3.72%	1,017	1.58%	1,227	1.76%	12,401	2.62%
Pacific Islander - NH	41	0.09%	13	0.03%	39	0.08%	43	0.09%	44	0.09%	137	0.30%	41	0.08%	358	0.11%
Other - NH	199	0.42%	150	0.34%	237	0.47%	173	0.38%	237	0.47%	183	0.40%	251	0.52%	1,430	0.43%
Multiple Races - NH	749	1.57%	587	1.32%	1,577	3.13%	779	1.71%	1,456	2.91%	1,094	2.41%	1,204	2.48%	7,446	2.24%
CVAP	35,472		32,786		42,619		33,040		40,504		37,461		35,918		257,800	
Hispanic	23,627	66.61%	21,531	65.67%	18,100	42.47%	19,289	58.38%	15,321	37.83%	16,048	42.84%	18,397	51.22%	132,313	51.32%
White - NH	9,475	26.71%	8,943	27.28%	21,237	49.83%	11,321	34.26%	21,010	51.87%	18,621	49.71%	14,466	40.28%	105,073	40.76%
Black - NH	362	1.02%	243	0.74%	886	2.08%	278	0.84%	828	2.04%	307	0.82%	1,376	3.83%	4,280	1.66%
American Indian - NH	172	0.48%	206	0.63%	176	0.41%	215	0.65%	214	0.53%	761	2.03%	402	1.12%	2,146	0.83%
Asian - NH	1,464	4.13%	1,185	3.61%	1,446	3.39%	1,442	4.36%	2,418	5.97%	1,009	2.69%	646	1.80%	9,610	3.73%
Pacific Islander - NH	49	0.14%	147	0.45%	21	0.05%	5	0.02%	11	0.03%	82	0.22%	32	0.09%	347	0.13%
Multiple Races - NH	323	0.91%	531	1.62%	753	1.77%	490	1.48%	702	1.73%	633	1.69%	599	1.67%	4,031	1.56%

NH = Not of Hispanic Origin

CVAP = Citizen Voting Age Population

EXHIBIT B

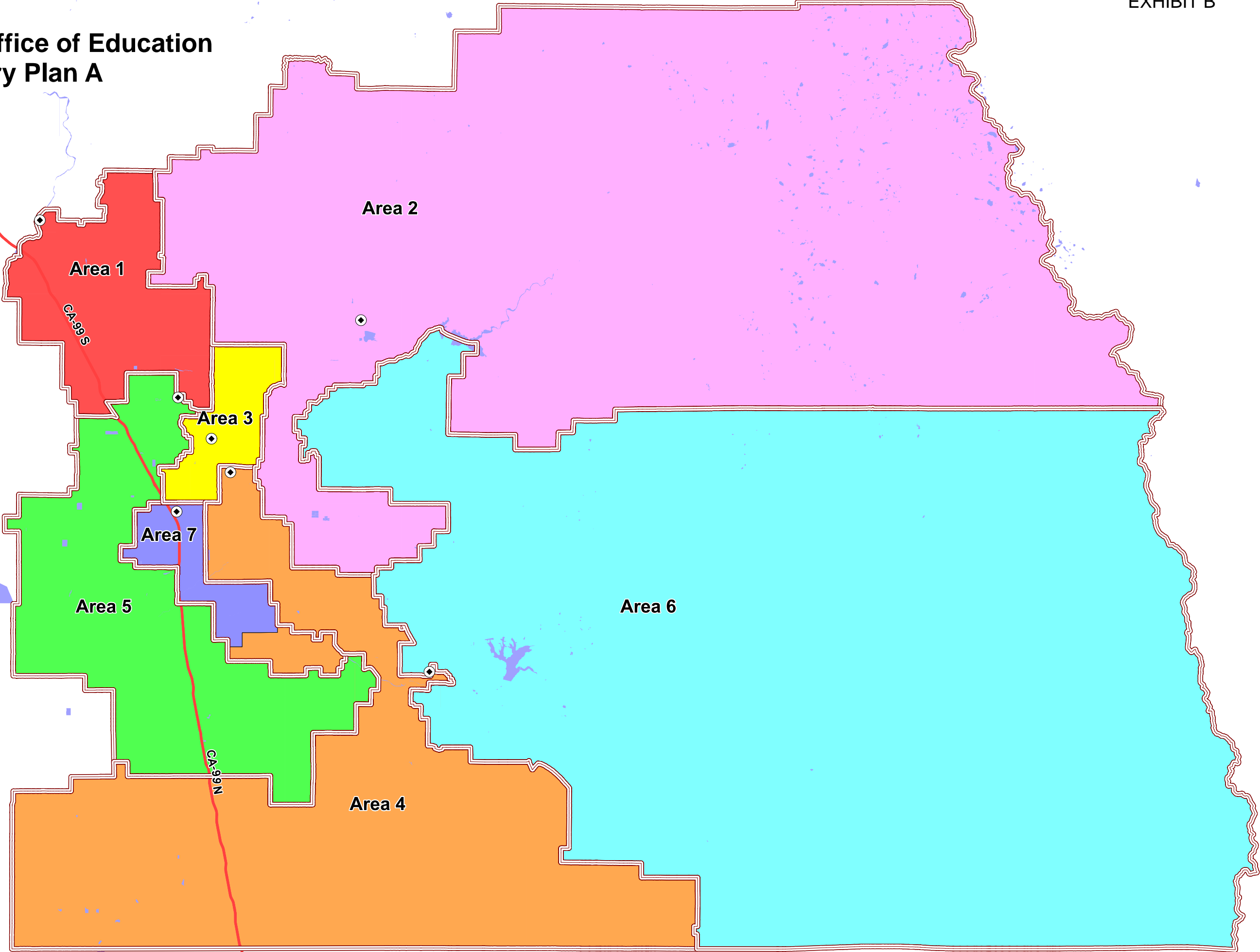
EXHIBIT B

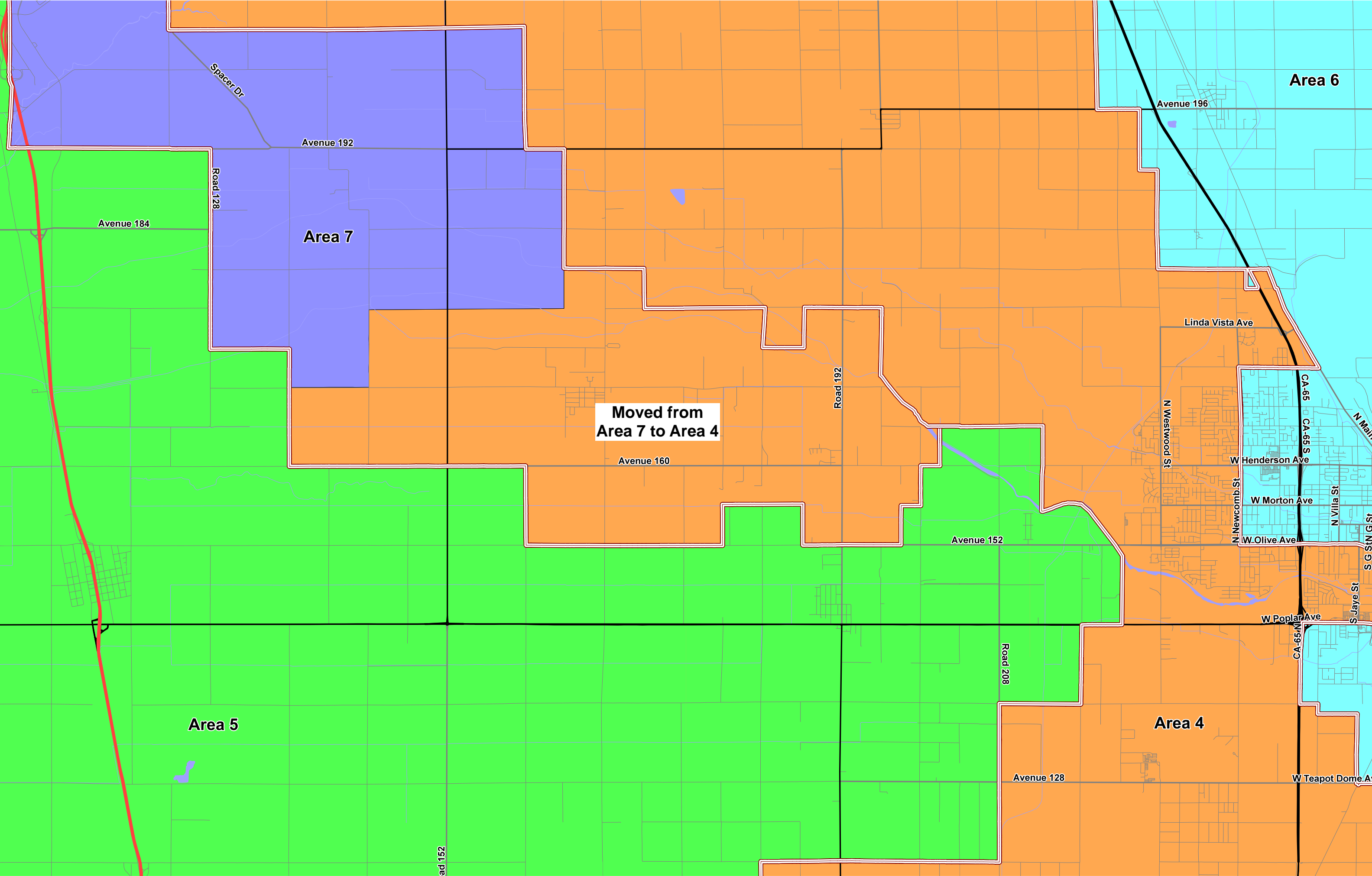
Tulare County Committee on School District Organization

Resolution No. 2022-1

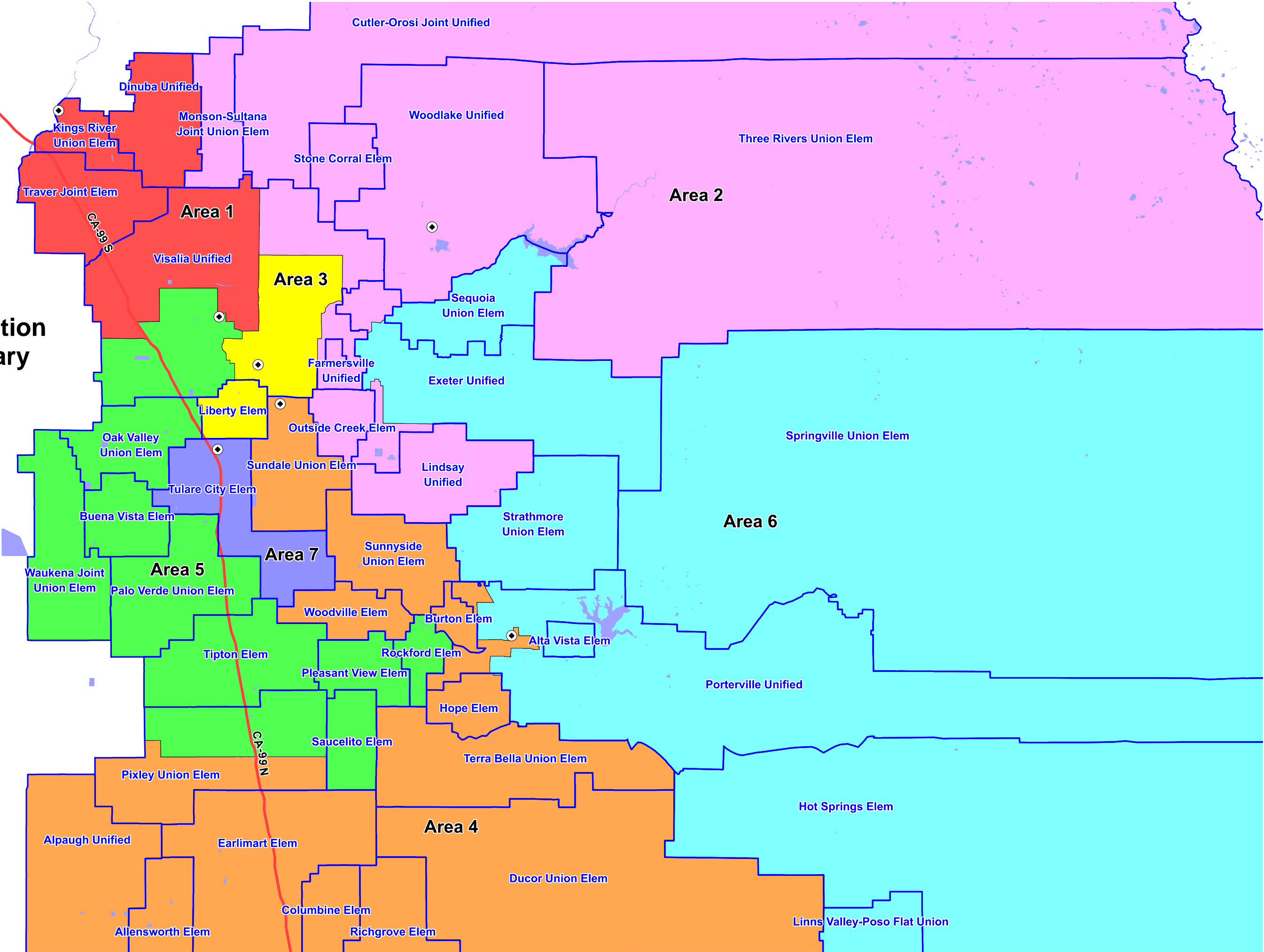
EXHIBIT B

**Tulare County Office of Education
Trustee Boundary Plan A**





Tulare County
Office of Education
Trustee Boundary
Plan A



Total Population and % Deviation, Map A

Tulare County Office of Education
Census 2020 Data Summary by Trustee Areas
Plan A

Total Population Statistics

Area:	1	2	3	4	5	6	7	Total
Trustees:	1	1	1	1	1	1	1	7
Population	70,196	64,239	68,571	66,743	69,517	64,214	69,885	473,365
% of Total Pop.	14.83%	13.57%	14.49%	14.10%	14.69%	13.57%	14.76%	
Ideal Pop.	67,624	67,624	67,624	67,624	67,624	67,624	67,624	
Ideal Pop. %	14.29%	14.29%	14.29%	14.29%	14.29%	14.29%	14.29%	
								Peak
Deviation	2,572	-3,385	947	-881	1,893	-3,410	2,261	5,982
Dev %	3.80%	-5.01%	1.40%	-1.30%	2.80%	-5.04%	3.34%	8.85%

Peak Deviation may not exceed 10%.

Demographics by Trustee Area, Map A

Census Data by Trustee Area including Racial/Ethnic details
Plan A

Area:	1	%	2	%	3	%	4	%	5	%	6	%	7	%	Total	%
Trustees:	1		1		1		1		1		1		1		7	
Total Population	70,196		64,239		68,571		66,743		69,517		64,214		69,885		473,365	
Hispanic	54,145	77.13%	51,753	80.56%	36,967	53.91%	49,786	74.59%	35,310	50.79%	38,425	59.84%	43,955	62.90%	310,341	65.56%
White - NH	10,514	14.98%	9,753	15.18%	24,729	36.06%	12,148	18.20%	26,932	38.74%	20,614	32.10%	19,971	28.58%	124,661	26.34%
Black - NH	576	0.82%	190	0.30%	1,133	1.65%	350	0.52%	1,022	1.47%	317	0.49%	1,836	2.63%	5,424	1.15%
American Indian - NH	219	0.31%	214	0.33%	466	0.68%	346	0.52%	369	0.53%	1,554	2.42%	340	0.49%	3,508	0.74%
Asian - NH	3,248	4.63%	1,244	1.94%	2,710	3.95%	2,616	3.92%	3,293	4.74%	1,292	2.01%	1,580	2.26%	15,983	3.38%
Pacific Islander - NH	49	0.07%	22	0.03%	50	0.07%	52	0.08%	69	0.10%	210	0.33%	58	0.08%	510	0.11%
Other - NH	337	0.48%	246	0.38%	338	0.49%	269	0.40%	331	0.48%	268	0.42%	396	0.57%	2,185	0.46%
Multiple Races - NH	1,108	1.58%	817	1.27%	2,178	3.18%	1,176	1.76%	2,191	3.15%	1,534	2.39%	1,749	2.50%	10,753	2.27%
18+ Population	47,613		44,313		50,355		45,459		50,118		45,394		48,597		331,849	
Hispanic	35,477	74.51%	34,105	76.96%	24,470	48.59%	31,991	70.37%	22,911	45.71%	24,723	54.46%	28,271	58.17%	201,948	60.86%
White - NH	8,291	17.41%	8,140	18.37%	20,639	40.99%	9,784	21.52%	21,781	43.46%	16,935	37.31%	15,912	32.74%	101,482	30.58%
Black - NH	413	0.87%	143	0.32%	883	1.75%	290	0.64%	804	1.60%	244	0.54%	1,426	2.93%	4,203	1.27%
American Indian - NH	152	0.32%	169	0.38%	380	0.75%	253	0.56%	301	0.60%	1,061	2.34%	265	0.55%	2,581	0.78%
Asian - NH	2,291	3.26%	1,006	1.57%	2,130	3.11%	2,146	3.22%	2,584	3.72%	1,017	1.58%	1,227	1.76%	12,401	2.62%
Pacific Islander - NH	41	0.09%	13	0.03%	39	0.08%	43	0.09%	44	0.09%	137	0.30%	41	0.08%	358	0.11%
Other - NH	199	0.42%	150	0.34%	237	0.47%	173	0.38%	237	0.47%	183	0.40%	251	0.52%	1,430	0.43%
Multiple Races - NH	749	1.57%	587	1.32%	1,577	3.13%	779	1.71%	1,456	2.91%	1,094	2.41%	1,204	2.48%	7,446	2.24%
CVAP	35,472		32,786		42,619		33,040		40,504		37,461		35,918		257,800	
Hispanic	23,627	66.61%	21,531	65.67%	18,100	42.47%	19,289	58.38%	15,321	37.83%	16,048	42.84%	18,397	51.22%	132,313	51.32%
White - NH	9,475	26.71%	8,943	27.28%	21,237	49.83%	11,321	34.26%	21,010	51.87%	18,621	49.71%	14,466	40.28%	105,073	40.76%
Black - NH	362	1.02%	243	0.74%	886	2.08%	278	0.84%	828	2.04%	307	0.82%	1,376	3.83%	4,280	1.66%
American Indian - NH	172	0.48%	206	0.63%	176	0.41%	215	0.65%	214	0.53%	761	2.03%	402	1.12%	2,146	0.83%
Asian - NH	1,464	4.13%	1,185	3.61%	1,446	3.39%	1,442	4.36%	2,418	5.97%	1,009	2.69%	646	1.80%	9,610	3.73%
Pacific Islander - NH	49	0.14%	147	0.45%	21	0.05%	5	0.02%	11	0.03%	82	0.22%	32	0.09%	347	0.13%
Multiple Races - NH	323	0.91%	531	1.62%	753	1.77%	490	1.48%	702	1.73%	633	1.69%	599	1.67%	4,031	1.56%

NH = Not of Hispanic Origin

CVAP = Citizen Voting Age Population